


Naloxone Saves Lives

Risk Factors

01



Mixing drugs especially:

- ✓ **Heroin, methadone and other opioids**
e.g. oxycodone
- ✓ **Alcohol**
- ✓ **Benzodiazepines**
- ✓ **Pregabalin** and other prescribed medication
that may make you drowsy

**NALOXONE
PROJECT**

— SAVES LIVES —



NALOXONE PROJECT

— SAVES LIVES —



Naloxone Saves Lives

Tolerance

02



The effects of opioids may be increased:

- ✓ After breaks in drug use
- ✓ Immediately after release from prison
- ✓ Hospital discharge
- ✓ When starting or finishing a drug treatment programme such as opioid substitution treatment (OST)
- ✓ After leaving a detoxification programme

**NALOXONE
PROJECT**

— SAVES LIVES —



NALOXONE PROJECT

— SAVES LIVES —



Naloxone Saves Lives

Personal Risk Factors

03



OST
Programme

- ✓ **Not on a opioid substitution treatment (OST) programme**
- ✓ **Older drug user** (over 35 years)
- ✓ **Long term drug user**
- ✓ **History of an overdose**
- ✓ **Mental health** - low mood/depression/mania
- ✓ **Life events** - death/cash windfall/celebrations/loss of contact with children/separation/divorce

**NALOXONE
PROJECT**

— SAVES LIVES —



NALOXONE PROJECT

— SAVES LIVES —



Naloxone Saves Lives

Observable signs of a drug overdose

04



- ✓ **Watch Video 1** ([Drugs.ie/naloxone](https://www.drugs.ie/naloxone))
- ✓ **Unresponsive - unrousable**
- ✓ **No breathing or shallow breathing**
(Less than 10 breaths a minute)
- ✓ **Snoring or rasping sounds**
- ✓ **Blue** lips / fingertips / around the eyes

**NALOXONE
PROJECT**

— SAVES LIVES —



NALOXONE PROJECT

— SAVES LIVES —



Naloxone Saves Lives

Action

05



- ✓ **Call an ambulance on 112**
- ✓ **What to do when breathing**
- ✓ **What to do when not breathing**
- ✓ **Refer to Naloxone leaflet**
(Action on finding a potential overdose)
- ✓ **Stay with person**

**NALOXONE
PROJECT**

— SAVES LIVES —



NALOXONE PROJECT

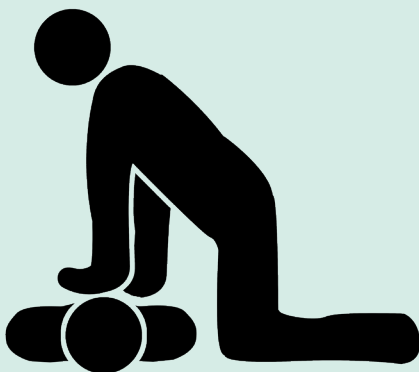
— SAVES LIVES —



Naloxone Saves Lives

CPR

06



- ✓ Watch CPR video 2
- ✓ Stay calm
- ✓ Shout for help

**NALOXONE
PROJECT**

— SAVES LIVES —



NALOXONE PROJECT

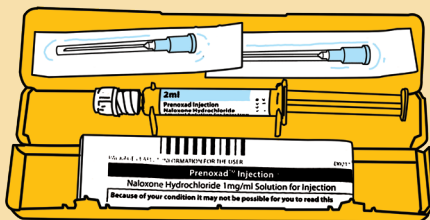
— SAVES LIVES —



Naloxone Saves Lives

Naloxone

07



- ✓ **Watch Naloxone videos 3 and 4**
- ✓ **What is Naloxone**
- ✓ **Each Naloxone pack contains a pre filled syringe with 5 doses**
- ✓ **SINGLE INDIVIDUAL USE /Single Person Use only**
- ✓ **How to use it - refer to assembly and administration guide Naloxone video**
- ✓ **Short acting (20 minutes)**
- ✓ **Observe patient and stay with them, re-administer if necessary**
- ✓ **How to obtain replacement stock if lost/stolen/expired**
- ✓ **Where to keep Naloxone**

**NALOXONE
PROJECT**

— SAVES LIVES —



NALOXONE PROJECT

— SAVES LIVES —



Naloxone Saves Lives

Conclusion

08



Check understanding of:

- ✓ **Observable signs of a drug overdose**
- ✓ **Naloxone administration and calling an ambulance on 112**
- ✓ **Expiry date**
- ✓ **How to get replacement stock**

**NALOXONE
PROJECT**
— SAVES LIVES —



NALOXONE PROJECT

— SAVES LIVES —

